


Student Name: _____

Task Performance Date(s): _____

<p>VTT-1001 Marbles</p> 	Skilled Displayed Independently	Skill Displayed Consistently with Verbal or Visual Prompts	Skill Displayed Consistently with physical guidance	Skill Displayed Inconsistently with Verbal or Visual Prompts	Skill Displayed Inconsistently with physical guidance	Skill Not Displayed despite prompts and guidance
Distinguishes the five task components from each other						
Uses dexterity of fingers to place marbles into small compartments						
Uses one-to-one correspondence when counting items						
Transfers marbles to new locations						
Uses appropriate hand strength when closing Ziploc bag and drawstring bag						
Slides packaging slip into ziploc using finger dexterity and hand-eye coordination						
Grips and releases components intentionally						
Uses both hands simultaneously to assemble the task						
Transfers items to new locations						
Uses sensory input to maintain appropriate proprioceptive feedback						
Self checks personal progress during packaging task						

Student Work Habits - Check the appropriate description

During the task the student:

- Was eager and worked hard to complete the task
- Was willing to attempt the task but needed verbal cues
- Was willing to attempt the task but needed physical guidance
- Was uncooperative or unwilling to attempt the task

Anecdotal Notes:

Student Name: _____

Task Performance Date(s): _____

<p>VTT-1002 Jars and Lids (Step 1)</p> 	<p>Skilled Displayed Independently</p>	<p>Skill Displayed Consistently with Verbal or Visual Prompts</p>	<p>Skill Displayed Consistently with physical guidance</p>	<p>Skill Displayed Inconsistently with Verbal or Visual Prompts</p>	<p>Skill Displayed Inconsistently with physical guidance</p>	<p>Skill Not Displayed despite prompts and guidance</p>
Distinguishes the two task components from each other						
Recognizes common attributes-specifically lid type (screw-on or snap-on)-to pair up lid and jar						
Uses pincer grasp to grip jars and lids						
Uses palmer grasp to grip jars and lids						
Uses wrist movement to twist on bottle lids						
Twists lids correct direction to tighten lids						
Uses palm strength to snap on jar lid						
Sorts like-items into containers						
Grips and releases components intentionally						
Uses both hands simultaneously to assemble the task						
Transfers items to new locations						
Uses sensory input to maintain appropriate proprioceptive feedback						
Self checks personal progress during task						

Student Work Habits - Check the appropriate description


During the task the student:

- Was eager and worked hard to complete the task
- Was willing to attempt the task but needed verbal cues
- Was willing to attempt the task but needed physical guidance
- Was uncooperative or unwilling to attempt the task

Anecdotal Notes:

Student Name: _____

Task Performance Date(s): _____

<p>VTT-1002 Jars and Lids (Step 2)</p> 	<p>Skilled Displayed Independently</p>	<p>Skill Displayed Consistently with Verbal or Visual Prompts</p>	<p>Skill Displayed Consistently with physical guidance</p>	<p>Skill Displayed Inconsistently with Verbal or Visual Prompts</p>	<p>Skill Displayed Inconsistently with physical guidance</p>	<p>Skill Not Displayed despite prompts and guidance</p>
Distinguishes the two task components from each other						
Recognizes common attributes-specifically lid type (screw-on or snap-on)						
Uses pincer grasp to grip jars and lids						
Uses palmer grasp to grip jars and lids						
Counts 1-20 using one to one correspondence						
Packages 20 of each type of jar into a basket						
Continues packaging jars until all jars are packaged						
Grips and releases components intentionally						
Uses both hands simultaneously to assemble the task						
Transfers items to new locations						
Uses sensory input to maintain appropriate proprioceptive feedback						
Self checks personal progress during task						


Student Work Habits - Check the appropriate description
During the task the student:

- Was eager and worked hard to complete the task
- Was willing to attempt the task but needed verbal cues
- Was willing to attempt the task but needed physical guidance
- Was uncooperative or unwilling to attempt the task

Anecdotal Notes:

Student Name: _____

Task Performance Date(s): _____

VTT-1003 Wood Animal Puzzles 	Skilled Displayed Independently	Skill Displayed Consistently with Verbal or Visual Prompts	Skill Displayed Consistently with physical guidance	Skill Displayed Inconsistently with Verbal or Visual Prompts	Skill Displayed Inconsistently with physical guidance	Skill Not Displayed despite prompts and guidance
Distinguishes the three task components from each other						
Uses shape of pieces as an indicator when choosing pieces to put together						
Recognizes when pieces do not fit correctly to match the puzzle being worked						
Uses picture jig to assist in completing puzzle						
Uses palm strength to close container lid						
Grips and releases components intentionally						
Uses both hands simultaneously to assemble the task						
Transfers items to new locations						
Uses sensory input to maintain appropriate proprioceptive feedback						
Self checks personal progress during assembly task						

Student Work Habits - Check the appropriate description


During the task the student:

- Was eager and worked hard to complete the task
- Was willing to attempt the task but needed verbal cues
- Was willing to attempt the task but needed physical guidance
- Was uncooperative or unwilling to attempt the task

Anecdotal Notes:

Student Name: _____

Task Performance Date(s): _____

<p>VTT-1004 Counting Chips (Step 1)</p> 	<p>Skilled Displayed Independently</p>	<p>Skill Displayed Consistently with Verbal or Visual Prompts</p>	<p>Skill Displayed Consistently with physical guidance</p>	<p>Skill Displayed Inconsistently with Verbal or Visual Prompts</p>	<p>Skill Displayed Inconsistently with physical guidance</p>	<p>Skill Not Displayed despite prompts and guidance</p>
Distinguishes the two task components from each other						
Recognizes and identifies colors by their name						
Uses dexterity of fingers to place chips into small compartments						
Uses one-to-one correspondence when counting items						
Counts from 0-20						
Uses appropriate hand strength when snapping on jar lid						
Grips and releases components intentionally						
Uses both hands simultaneously to assemble the task						
Transfers items to new locations						
Uses sensory input to maintain appropriate proprioceptive feedback						
Self checks personal progress during packaging task						

Student Work Habits - Check the appropriate description


During the task the student:

- Was eager and worked hard to complete the task
- Was willing to attempt the task but needed verbal cues
- Was willing to attempt the task but needed physical guidance
- Was uncooperative or unwilling to attempt the task

Anecdotal Notes:

Student Name: _____

Task Performance Date(s): _____

<p>VTT-1004 Counting Chips (Step 2)</p> 	<p>Skilled Displayed Independently</p>	<p>Skill Displayed Consistently with Verbal or Visual Prompts</p>	<p>Skill Displayed Consistently with physical guidance</p>	<p>Skill Displayed Inconsistently with Verbal or Visual Prompts</p>	<p>Skill Displayed Inconsistently with physical guidance</p>	<p>Skill Not Displayed despite prompts and guidance</p>
Distinguishes the two task components from each other						
Recognizes and identifies colors by their name						
Counts from 0-6						
Uses one-to-one correspondence when counting items						
Packages 6 of each jar of colored chips into a small container (one color per container)						
Continues packaging jars until all jars are packaged						
Grips and releases components intentionally						
Uses both hands simultaneously to assemble the task						
Transfers items to new locations						
Uses sensory input to maintain appropriate proprioceptive feedback						
Self checks personal progress during packaging task						

Student Work Habits - Check the appropriate description

During the task the student:

- Was eager and worked hard to complete the task
- Was willing to attempt the task but needed verbal cues
- Was willing to attempt the task but needed physical guidance
- Was uncooperative or unwilling to attempt the task

Anecdotal Notes:

Student Name: _____

Task Performance Date(s): _____

<p>VTT-1005 Animal Beads</p> 	<p>Skilled Displayed Independently</p>	<p>Skill Displayed Consistently with Verbal or Visual Prompts</p>	<p>Skill Displayed Consistently with physical guidance</p>	<p>Skill Displayed Inconsistently with Verbal or Visual Prompts</p>	<p>Skill Displayed Inconsistently with physical guidance</p>	<p>Skill Not Displayed despite prompts and guidance</p>
Distinguishes the three task components from each other						
Recognizes and identifies animal beads by name						
Recognizes and identifies beads by their color name						
Uses dexterity of fingers to place beads into small compartments						
Sorts beads by color						
Sorts beads by animal shape						
Uses Packaging jig to place beads in the appropriate compartments						
Uses appropriate hand strength when closing cases						
Grips and releases components intentionally						
Uses both hands simultaneously to assemble the task						
Transfers items to new locations						
Uses sensory input to maintain appropriate proprioceptive feedback						
Self checks personal progress during packaging task						

Student Work Habits - Check the appropriate description


During the task the student:

- Was eager and worked hard to complete the task
- Was willing to attempt the task but needed verbal cues
- Was willing to attempt the task but needed physical guidance
- Was uncooperative or unwilling to attempt the task

Anecdotal Notes:

Student Name: _____

Task Performance Date(s): _____

<p style="text-align: center;">VTT-1006 Pasta</p> 	Skilled Displayed Independently	Skill Displayed Consistently with Verbal or Visual Prompts	Skill Displayed Consistently with physical guidance	Skill Displayed Inconsistently with Verbal or Visual Prompts	Skill Displayed Inconsistently with physical guidance	Skill Not Displayed despite prompts and guidance
Distinguishes the task components from each other						
Recognizes the pasta types by name						
Recognizes words to fill orders from order cards						
Recognizes numbers to fill orders on order cards						
Uses one-to-one correspondence when counting items						
Grips and releases components intentionally						
Uses both hands simultaneously to assemble the task						
Transfers items to new locations						
Uses sensory input to maintain appropriate proprioceptive feedback						
Self checks personal progress during task						

Student Work Habits - Check the appropriate description

During the task the student:

- Was eager and worked hard to complete the task
- Was willing to attempt the task but needed verbal cues
- Was willing to attempt the task but needed physical guidance
- Was uncooperative or unwilling to attempt the task

Anecdotal Notes:

Student Name: _____

Task Performance Date(s): _____

<p>VTT-1007 Hospitality Kits</p> 	<p>Skilled Displayed Independently</p>	<p>Skill Displayed Consistently with Verbal or Visual Prompts</p>	<p>Skill Displayed Consistently with physical guidance</p>	<p>Skill Displayed Inconsistently with Verbal or Visual Prompts</p>	<p>Skill Displayed Inconsistently with physical guidance</p>	<p>Skill Not Displayed despite prompts and guidance</p>
Distinguishes the nine task components from each other						
Recognizes the items by picture using the Packaging Jig						
Recognizes the items by name using the Packaging Jig						
Recognizes numbers to package items according to Packaging Jig						
Uses one-to-one correspondence when counting items						
Uses hand strength to close bag						
Grips and releases components intentionally						
Uses both hands simultaneously to assemble the task						
Transfers items to new locations						
Uses sensory input to maintain appropriate proprioceptive feedback						
Self checks personal progress during packaging task						

Student Work Habits - Check the appropriate description


During the task the student:

- Was eager and worked hard to complete the task
- Was willing to attempt the task but needed verbal cues
- Was willing to attempt the task but needed physical guidance
- Was uncooperative or unwilling to attempt the task

Anecdotal Notes:

Student Name: _____

Task Performance Date(s): _____

<p>VTT-1008 Hardware</p> 	<p>Skilled Displayed Independently</p>	<p>Skill Displayed Consistently with Verbal or Visual Prompts</p>	<p>Skill Displayed Consistently with physical guidance</p>	<p>Skill Displayed Inconsistently with Verbal or Visual Prompts</p>	<p>Skill Displayed Inconsistently with physical guidance</p>	<p>Skill Not Displayed despite prompts and guidance</p>
Distinguishes the task components from each other						
Uses pincer grasp to grip pieces						
Uses palmer grasp to grip pieces						
Uses paper jig to place hardware in appropriate section of organizer						
Recognizes common attributes to group items						
Uses hand-eye coordination, finger dexterity, and wrist movement to place pieces into small compartments						
Grips and releases components intentionally						
Uses both hands simultaneously to sort the task						
Transfers items to new locations						
Uses sensory input to maintain appropriate proprioceptive feedback						
Self checks personal progress during task						

Student Work Habits - Check the appropriate description


During the task the student:

- Was eager and worked hard to complete the task
- Was willing to attempt the task but needed verbal cues
- Was willing to attempt the task but needed physical guidance
- Was uncooperative or unwilling to attempt the task

Anecdotal Notes:

Student Name: _____

Task Performance Date(s): _____

<p>VTT-1009 Buttons (Step 1)</p> 	<p>Skilled Displayed Independently</p>	<p>Skill Displayed Consistently with Verbal or Visual Prompts</p>	<p>Skill Displayed Consistently with physical guidance</p>	<p>Skill Displayed Inconsistently with Verbal or Visual Prompts</p>	<p>Skill Displayed Inconsistently with physical guidance</p>	<p>Skill Not Displayed despite prompts and</p>
Distinguishes the five task components from each other						
Recognizes the different shapes of the buttons by name						
Recognizes the different colors of the buttons by name						
Groups buttons with the same shape and same color						
Groups buttons with the same shape and different color						
Groups buttons with the different shape and same color						
Groups buttons with the different shape and different color						
Uses packaging guide to package buttons with UPC codes						
Uses hand strength to close bag						
Grips and releases components intentionally						
Uses both hands simultaneously to assemble the task						
Self checks personal progress during task						

Student Work Habits - Check the appropriate description


During the task the student:

- Was eager and worked hard to complete the task
- Was willing to attempt the task but needed verbal cues
- Was willing to attempt the task but needed physical guidance
- Was uncooperative or unwilling to attempt the task

Anecdotal Notes:

Student Name: _____

Task Performance Date(s): _____

<p>VTT-1009 Buttons (Step 2)</p> 	<p>Skilled Displayed Independently</p>	<p>Skill Displayed Consistently with Verbal or Visual Prompts</p>	<p>Skill Displayed Consistently with physical guidance</p>	<p>Skill Displayed Inconsistently with Verbal or Visual Prompts</p>	<p>Skill Displayed Inconsistently with physical guidance</p>	<p>Skill Not Displayed despite prompts and</p>
Distinguishes task components from each other						
Uses order card to package buttons with UPC codes						
Uses one-to one correspondence to count						
Uses hand strength to close bag						
Grips and releases components intentionally						
Uses both hands simultaneously to assemble the task						
Self checks personal progress during task						

Student Work Habits - Check the appropriate description


During the task the student:

- Was eager and worked hard to complete the task
- Was willing to attempt the task but needed verbal cues
- Was willing to attempt the task but needed physical guidance
- Was uncooperative or unwilling to attempt the task

Anecdotal Notes:

Student Name: _____

Task Performance Date(s): _____

<p>VTT-1010 Plastic Pipe/Bolt Assembly</p> 	<p>Skilled Displayed Independently</p>	<p>Skill Displayed Consistently with Verbal or Visual Prompts</p>	<p>Skill Displayed Consistently with physical guidance</p>	<p>Skill Displayed Inconsistently with Verbal or Visual Prompts</p>	<p>Skill Displayed Inconsistently with physical guidance</p>	<p>Skill Not Displayed despite prompts and guidance</p>
Distinguishes the six task components from each other						
Uses assembly Jig to follow directions in a sequential order						
Uses dexterity of fingers to insert pipes and washers onto bolts						
Uses wrist movement to thread a nut onto a bolt and tighten it						
Grips and releases components intentionally						
Uses appropriate palm strength when placing components onto bolt						
Uses both hands simultaneously to assemble the task						
Transfers items to new locations						
Uses sensory input to maintain appropriate proprioceptive feedback						
Self checks personal progress during assembly task						

Student Work Habits - Check the appropriate description
During the task the student:


- Was eager and worked hard to complete the task
- Was willing to attempt the task but needed verbal cues
- Was willing to attempt the task but needed physical guidance
- Was uncooperative or unwilling to attempt the task

Anecdotal Notes:

Student Name: _____

Secondary Rubric

Task Performance Date(s): _____

VTT-1010 Plastic Pipe/Bolt Assembly 	Skilled Displayed Independently	Skill Displayed Consistently with Verbal or Visual Prompts	Skill Displayed Consistently with physical guidance	Skill Displayed Inconsistently with Verbal or Visual Prompts	Skill Displayed Inconsistently with physical guidance	Skill Not Displayed despite prompts and guidance
Distinguishes the six task components from each other						
Uses wrist movement to remove a nut from a bolt						
Twists the nut the correct direction to loosen it						
Uses dexterity of fingers to remove pipes and washers from bolts						
Uses appropriate palm strength when removing components from bolt						
Recognizes common attributes to sort items						
Grips and releases components intentionally						
Uses both hands simultaneously to disassemble the task						
Transfers items to new locations						
Uses sensory input to maintain appropriate proprioceptive feedback						
Self checks personal progress during task						

Student Work Habits - Check the appropriate description

During the task the student:

- Was eager and worked hard to complete the task
- Was willing to attempt the task but needed verbal cues
- Was willing to attempt the task but needed physical guidance
- Was uncooperative or unwilling to attempt the task

Anecdotal Notes:
