


Student Name: _____

Task Performance Date(s): _____

	Skilled Displayed Independently	Skill Displayed Consistently with Verbal or Visual Prompts	Skill Displayed Consistently with physical guidance	Skill Displayed Inconsistently with Verbal or Visual Prompts	Skill Displayed Inconsistently with physical guidance	Skill Not Displayed despite prompts and guidance
Distinguishes the three task components from each other						
Identifies chips colors by their name						
Matches chip colors to jar lid colors						
Uses jig to match chips to their picture						
Recognizes when one of each item is represented on the jig and items are ready to be placed in their containers						
Uses finger dexterity when placing chips into small containers						
Grips and releases components intentionally						
Uses both hands simultaneously to assemble the task						
Transfers items to new locations						
Uses sensory input to maintain appropriate proprioceptive feedback						
Self checks personal progress during task						

Student Work Habits - Check the appropriate description


During the task the student:

- Was eager and worked hard to complete the task
- Was willing to attempt the task but needed verbal cues
- Was willing to attempt the task but needed physical guidance
- Was uncooperative or unwilling to attempt the task

Anecdotal Notes:

Student Name: _____

Task Performance Date(s): _____

<p>MAT-102 Gloves</p> 	<p>Skilled Displayed Independently</p>	<p>Skill Displayed Consistently with Verbal or Visual Prompts</p>	<p>Skill Displayed Consistently with physical guidance</p>	<p>Skill Displayed Inconsistently with Verbal or Visual Prompts</p>	<p>Skill Displayed Inconsistently with physical guidance</p>	<p>Skill Not Displayed despite prompts and guidance</p>
Distinguishes the two task components from each other						
Recognizes common attributes-specifically color/pattern-to group items into pairs						
Uses finger, thumb, and palm strength when opening and closing clothespin to pair gloves						
Grips and releases components intentionally						
Uses both hands simultaneously to assemble the task						
Transfers items to new locations						
Uses sensory input to maintain appropriate proprioceptive feedback						
Self checks personal progress during task						

Student Work Habits - Check the appropriate description


During the task the student:

- Was eager and worked hard to complete the task
- Was willing to attempt the task but needed verbal cues
- Was willing to attempt the task but needed physical guidance
- Was uncooperative or unwilling to attempt the task

Anecdotal Notes:

Student Name: _____

Task Performance Date(s): _____

<p style="text-align: center;">MAT-106 Sponges</p> 	<p style="text-align: center;">Skilled Displayed Independently</p>	<p style="text-align: center;">Skill Displayed Consistently with Verbal or Visual Prompts</p>	<p style="text-align: center;">Skill Displayed Consistently with physical guidance</p>	<p style="text-align: center;">Skill Displayed Inconsistently with Verbal or Visual Prompts</p>	<p style="text-align: center;">Skill Displayed Inconsistently with physical guidance</p>	<p style="text-align: center;">Skill Not Displayed despite prompts and guidance</p>
Distinguishes the two task components from each other						
Identifies colors by name						
Uses pincer grasp to grip sponges						
Uses palmer grasp to grip sponges						
Recognizes common attributes-specifically color-to pair sponges						
Uses hand-eye coordination, finger dexterity, and wrist movement to place matched sponges into a slotted divider						
Grips and releases components intentionally						
Uses both hands simultaneously to sort the task						
Transfers items to new locations						
Uses sensory input to maintain appropriate proprioceptive feedback						
Self checks personal progress during task						


Student Work Habits - Check the appropriate description
During the task the student:

- Was eager and worked hard to complete the task
- Was willing to attempt the task but needed verbal cues
- Was willing to attempt the task but needed physical guidance
- Was uncooperative or unwilling to attempt the task

Anecdotal Notes:

Student Name: _____

Task Performance Date(s): _____

<p>MAT-103 Jars and Lids</p> 	<p>Skilled Displayed Independently</p>	<p>Skill Displayed Consistently with Verbal or Visual Prompts</p>	<p>Skill Displayed Consistently with physical guidance</p>	<p>Skill Displayed Inconsistently with Verbal or Visual Prompts</p>	<p>Skill Displayed Inconsistently with physical guidance</p>	<p>Skill Not Displayed despite prompts and guidance</p>
Distinguishes the two task components from each other						
Recognizes common attributes-specifically lid type (screw-on or snap-on)-to group items into pairs						
Uses pincer grasp to grip jars and lids						
Uses palmer grasp to grip jars and lids						
Uses wrist movement to twist on bottle lids						
Twists lids on correct direction to tighten lids						
Uses palm strength to snap on jar lid						
Grips and releases components intentionally						
Uses both hands simultaneously to assemble the task						
Transfers items to new locations						
Uses sensory input to maintain appropriate proprioceptive feedback						
Self checks personal progress during task						

Student Work Habits - Check the appropriate description
During the task the student:


- Was eager and worked hard to complete the task
- Was willing to attempt the task but needed verbal cues
- Was willing to attempt the task but needed physical guidance
- Was uncooperative or unwilling to attempt the task

Anecdotal Notes:

Student Name: _____

Secondary Rubric

Task Performance Date(s): _____

<p style="text-align: center;">MAT-103 Jars and Lids</p> 	<p style="text-align: center;">Skilled Displayed Independently</p>	<p style="text-align: center;">Skill Displayed Consistently with Verbal or Visual Prompts</p>	<p style="text-align: center;">Skill Displayed Consistently with physical guidance</p>	<p style="text-align: center;">Skill Displayed Inconsistently with Verbal or Visual Prompts</p>	<p style="text-align: center;">Skill Displayed Inconsistently with physical guidance</p>	<p style="text-align: center;">Skill Not Displayed despite prompts and guidance</p>
Distinguishes the two task components from each other						
Recognizes common attributes-specifically lid type (screw-on or snap-on)-to sort items						
Uses pincer grasp to grip jars and lids						
Uses palmer grasp to grip jars and lids						
Uses wrist movement to twist off bottle lids						
Twists lids on correct direction to loosen lids						
Uses palm and finger strength to snap off jar lid						
Grips and releases components intentionally						
Uses both hands simultaneously to disassemble the task						
Transfers items to new locations						
Uses sensory input to maintain appropriate proprioceptive feedback						
Self checks personal progress during task						

Student Work Habits - Check the appropriate description


During the task the student:

- Was eager and worked hard to complete the task
- Was willing to attempt the task but needed verbal cues
- Was willing to attempt the task but needed physical guidance
- Was uncooperative or unwilling to attempt the task

Anecdotal Notes:

Student Name: _____

Task Performance Date(s): _____

<p>MAT-105 Washers</p> 	<p>Skilled Displayed Independently</p>	<p>Skill Displayed Consistently with Verbal or Visual Prompts</p>	<p>Skill Displayed Consistently with physical guidance</p>	<p>Skill Displayed Inconsistently with Verbal or Visual Prompts</p>	<p>Skill Displayed Inconsistently with physical guidance</p>	<p>Skill Not Displayed despite prompts and guidance</p>
Distinguishes the two task components from each other						
Recognizes washer attributes-specifically size (diameter)-to group items						
Uses pincer grasp to grip washers						
Uses palmer grasp to grip washers						
Uses hand-eye coordination and wrist movement to place washer onto post						
Recognizes when washer is on the incorrect post						
Groups one size washer on each post						
Grips and releases components intentionally						
Uses both hands simultaneously to assemble the task						
Transfers items to new locations						
Uses sensory input to maintain appropriate proprioceptive feedback						
Self checks personal progress during task						

Student Work Habits - Check the appropriate description

During the task the student:

- Was eager and worked hard to complete the task
- Was willing to attempt the task but needed verbal cues
- Was willing to attempt the task but needed physical guidance
- Was uncooperative or unwilling to attempt the task

Anecdotal Notes:

Student Name: _____

Task Performance Date(s): _____

<p>MAT-104 Pencils and Erasers</p> 	<p>Skilled Displayed Independently</p>	<p>Skill Displayed Consistently with Verbal or Visual Prompts</p>	<p>Skill Displayed Consistently with physical guidance</p>	<p>Skill Displayed Inconsistently with Verbal or Visual Prompts</p>	<p>Skill Displayed Inconsistently with physical guidance</p>	<p>Skill Not Displayed despite prompts and guidance</p>
Distinguishes the two task components from each other						
Recognizes common attributes-specifically color-to group items into pairs						
Identifies colors by name						
Matches pencil and eraser by color						
Uses pincer grasp to grip pencils and erasers						
Uses palmer grasp to grip pencils and erasers						
Uses hand strength to push eraser onto the matching pencil						
Grips and releases components intentionally						
Uses both hands simultaneously to assemble the task						
Transfers items to new locations						
Uses sensory input to maintain appropriate proprioceptive feedback						
Self checks personal progress during task						

Student Work Habits - Check the appropriate description

During the task the student:

- Was eager and worked hard to complete the task
- Was willing to attempt the task but needed verbal cues
- Was willing to attempt the task but needed physical guidance
- Was uncooperative or unwilling to attempt the task

Anecdotal Notes:

Student Name: _____

Task Performance Date(s): _____

<p>MAT-311 Yo-Yos</p> 	<p>Skilled Displayed Independently</p>	<p>Skill Displayed Consistently with Verbal or Visual Prompts</p>	<p>Skill Displayed Consistently with physical guidance</p>	<p>Skill Displayed Inconsistently with Verbal or Visual Prompts</p>	<p>Skill Displayed Inconsistently with physical guidance</p>	<p>Skill Not Displayed despite prompts and guidance</p>
Distinguishes the two task components from each other						
Recognizes yo-yo attributes-specifically color-to group items						
Matches bags to yo-yos by color						
Uses pincer grasp to grip yo-yos						
Uses palmer grasp to grip yo-yos						
Grips and releases components intentionally						
Uses finger, thumb, and palm strength when closing bag						
Uses both hands simultaneously to assemble the task						
Transfers items to new locations						
Uses sensory input to maintain appropriate proprioceptive feedback						
Self checks personal progress during task						

Student Work Habits - Check the appropriate description

During the task the student:


- Was eager and worked hard to complete the task
- Was willing to attempt the task but needed verbal cues
- Was willing to attempt the task but needed physical guidance
- Was uncooperative or unwilling to attempt the task

Anecdotal Notes:

Student Name: _____

Secondary Rubric

Task Performance Date(s): _____

MAT-311 Yo-Yos 	Skilled Displayed Independently	Skill Displayed Consistently with Verbal or Visual Prompts	Skill Displayed Consistently with physical guidance	Skill Displayed Inconsistently with Verbal or Visual Prompts	Skill Displayed Inconsistently with physical guidance	Skill Not Displayed despite prompts and guidance
Distinguishes the two task components from each other						
Uses finger, thumb, and palm strength when opening bag						
Uses pincer grasp to grip yo-yos						
Uses palmer grasp to grip yo-yos						
Recognizes common attributes to sort items						
Grips and releases components intentionally						
Uses both hands simultaneously to complete the task						
Transfers items to new locations						
Uses sensory input to maintain appropriate proprioceptive feedback						
Self checks personal progress during task						

Student Work Habits - Check the appropriate description


During the task the student:

- Was eager and worked hard to complete the task
- Was willing to attempt the task but needed verbal cues
- Was willing to attempt the task but needed physical guidance
- Was uncooperative or unwilling to attempt the task

Anecdotal Notes:

Student Name: _____

Task Performance Date(s): _____

<p>MAT-109 Socks</p> 	<p>Skilled Displayed Independently</p>	<p>Skill Displayed Consistently with Verbal or Visual Prompts</p>	<p>Skill Displayed Consistently with physical guidance</p>	<p>Skill Displayed Inconsistently with Verbal or Visual Prompts</p>	<p>Skill Displayed Inconsistently with physical guidance</p>	<p>Skill Not Displayed despite prompts and guidance</p>
<p>Recognizes common attributes-specifically color/pattern-to group items into pairs</p>						
<p>Uses finger, thumb, and palm strength to fold matching pairs of socks together</p>						
<p>Grips and releases components intentionally</p>						
<p>Uses both hands simultaneously to assemble the task</p>						
<p>Transfers items to new locations</p>						
<p>Uses sensory input to maintain appropriate proprioceptive feedback</p>						
<p>Self checks personal progress during task</p>						

Student Work Habits - Check the appropriate description


During the task the student:

- Was eager and worked hard to complete the task
- Was willing to attempt the task but needed verbal cues
- Was willing to attempt the task but needed physical guidance
- Was uncooperative or unwilling to attempt the task

Anecdotal Notes:

Student Name: _____

Task Performance Date(s): _____

<p>MAT-207 Pot Holders</p> 	<p>Skilled Displayed Independently</p>	<p>Skill Displayed Consistently with Verbal or Visual Prompts</p>	<p>Skill Displayed Consistently with physical guidance</p>	<p>Skill Displayed Inconsistently with Verbal or Visual Prompts</p>	<p>Skill Displayed Inconsistently with physical guidance</p>	<p>Skill Not Displayed despite prompts and guidance</p>
Distinguishes the three task components from each other						
Recognizes common attributes-specifically color and pattern-to group items into pairs						
Uses finger, thumb, and palm strength when closing a Ziploc bag						
Grips and releases components intentionally						
Uses both hands simultaneously to assemble the task						
Transfers items to new locations						
Uses sensory input to maintain appropriate proprioceptive feedback						
Self checks personal progress during packaging task						

Student Work Habits - Check the appropriate description
During the task the student:


- Was eager and worked hard to complete the task
- Was willing to attempt the task but needed verbal cues
- Was willing to attempt the task but needed physical guidance
- Was uncooperative or unwilling to attempt the task

Anecdotal Notes:

Student Name: _____

Secondary Rubric

Task Performance Date(s): _____

<p>MAT-207 Pot Holders</p> 	<p>Skilled Displayed Independently</p>	<p>Skill Displayed Consistently with Verbal or Visual Prompts</p>	<p>Skill Displayed Consistently with physical guidance</p>	<p>Skill Displayed Inconsistently with Verbal or Visual Prompts</p>	<p>Skill Displayed Inconsistently with physical guidance</p>	<p>Skill Not Displayed despite prompts and guidance</p>
Distinguishes the three task components from each other						
Uses finger, thumb, and palm strength when opening a Ziploc bag						
Recognizes common attributes to sort items						
Grips and releases components intentionally						
Uses both hands simultaneously to assemble the task						
Transfers items to new locations						
Uses sensory input to maintain appropriate proprioceptive feedback						
Self checks personal progress during packaging task						

Student Work Habits - Check the appropriate description

During the task the student:

- Was eager and worked hard to complete the task
- Was willing to attempt the task but needed verbal cues
- Was willing to attempt the task but needed physical guidance
- Was uncooperative or unwilling to attempt the task

Anecdotal Notes:

Student Name: _____

Task Performance Date(s): _____

<p>MAT-205 Colored Bottles and Lids</p> 	<p>Skilled Displayed Independently</p>	<p>Skill Displayed Consistently with Verbal or Visual Prompts</p>	<p>Skill Displayed Consistently with physical guidance</p>	<p>Skill Displayed Inconsistently with Verbal or Visual Prompts</p>	<p>Skill Displayed Inconsistently with physical guidance</p>	<p>Skill Not Displayed despite prompts and guidance</p>
Distinguishes the two task components from each other						
Recognizes common attributes-specifically color-to group items into pairs						
Uses pincer grasp to grip bottles						
Uses palmer grasp to grip bottles						
Twists lids on correct direction to tighten lids						
Uses wrist movement to twist on bottle lids						
Grips and releases components intentionally						
Uses both hands simultaneously to assemble the task						
Transfers items to new locations						
Uses sensory input to maintain appropriate proprioceptive feedback						
Self checks personal progress during task						

Student Work Habits - Check the appropriate description

During the task the student:

- Was eager and worked hard to complete the task
- Was willing to attempt the task but needed verbal cues
- Was willing to attempt the task but needed physical guidance
- Was uncooperative or unwilling to attempt the task

Anecdotal Notes:

Student Name: _____

Secondary Rubric

Task Performance Date(s): _____

MAT-205 Colored Bottles and Lids 	Skilled Displayed Independently	Skill Displayed Consistently with Verbal or Visual Prompts	Skill Displayed Consistently with physical guidance	Skill Displayed Inconsistently with Verbal or Visual Prompts	Skill Displayed Inconsistently with physical guidance	Skill Not Displayed despite prompts and guidance
Distinguishes the two task components from each other						
Identifies colors by name						
Uses pincer grasp to grip bottles						
Uses palmer grasp to grip bottles						
Twists lids on correct direction to loosen lids						
Uses wrist movement to remove lids from bottles						
Recognizes common attributes to sort items						
Grips and releases components intentionally						
Uses both hands simultaneously to assemble the task						
Transfers items to new locations						
Uses sensory input to maintain appropriate proprioceptive feedback						
Self checks personal progress during task						

Student Work Habits - Check the appropriate description

During the task the student:

- Was eager and worked hard to complete the task
- Was willing to attempt the task but needed verbal cues
- Was willing to attempt the task but needed physical guidance
- Was uncooperative or unwilling to attempt the task

Anecdotal Notes:

Student Name: _____

Task Performance Date(s): _____

<p>MAT-108 Boxes and Lids</p> 	<p>Skilled Displayed Independently</p>	<p>Skill Displayed Consistently with Verbal or Visual Prompts</p>	<p>Skill Displayed Consistently with physical guidance</p>	<p>Skill Displayed Inconsistently with Verbal or Visual Prompts</p>	<p>Skill Displayed Inconsistently with physical guidance</p>	<p>Skill Not Displayed despite prompts and guidance</p>
Distinguishes the two task components from each other						
Recognizes box attributes-specifically size-to pair lid with box						
Uses pincer grasp to grip boxes and lids						
Uses palmer grasp to grip boxes and lids						
Uses hand-eye coordination and hand strength to place lid onto box						
Recognizes when lid and box do not match						
Grips and releases components intentionally						
Uses both hands simultaneously to assemble the task						
Transfers items to new locations						
Uses sensory input to maintain appropriate proprioceptive feedback						
Self checks personal progress during task						

Student Work Habits - Check the appropriate description


During the task the student:

- Was eager and worked hard to complete the task
- Was willing to attempt the task but needed verbal cues
- Was willing to attempt the task but needed physical guidance
- Was uncooperative or unwilling to attempt the task

Anecdotal Notes:

Student Name: _____

Task Performance Date(s): _____

<p>MAT-206 Wood Shapes</p> 	<p>Skilled Displayed Independently</p>	<p>Skill Displayed Consistently with Verbal or Visual Prompts</p>	<p>Skill Displayed Consistently with physical guidance</p>	<p>Skill Displayed Inconsistently with Verbal or Visual Prompts</p>	<p>Skill Displayed Inconsistently with physical guidance</p>	<p>Skill Not Displayed despite prompts and guidance</p>
Distinguishes the two task components from each other						
Recognizes common attributes-specifically color and shape-to group items into pairs						
Uses pincer grasp to grip shapes						
Uses palmer grasp to grip shapes						
Uses hand-eye coordination and finger dexterity to place a post through a hole in the shape						
Grips and releases components intentionally						
Uses both hands simultaneously to assemble the task						
Transfers items to new locations						
Uses sensory input to maintain appropriate proprioceptive feedback						
Self checks personal progress during task						

Student Work Habits - Check the appropriate description

During the task the student:

- Was eager and worked hard to complete the task
- Was willing to attempt the task but needed verbal cues
- Was willing to attempt the task but needed physical guidance
- Was uncooperative or unwilling to attempt the task

Anecdotal Notes:
