


Student Name: _____

Task Performance Date(s): _____

<p>FMT-101 Nuts and Bolts</p> 	<p>Skilled Displayed Independently</p>	<p>Skill Displayed Consistently with Verbal or Visual Prompts</p>	<p>Skill Displayed Consistently with physical guidance</p>	<p>Skill Displayed Inconsistently with Verbal or Visual Prompts</p>	<p>Skill Displayed Inconsistently with physical guidance</p>	<p>Skill Not Displayed despite prompts and guidance</p>
Distinguishes the two task components from each other						
Uses dexterity of fingers to place nut onto bolt						
Uses wrist movement to twist and tighten the nut onto the bolt						
Grips and releases components intentionally						
Uses appropriate strength when tightening nut						
Uses both hands simultaneously to assemble the task						
Transfers items to new locations						
Uses sensory input to maintain appropriate proprioceptive feedback						
Self checks personal progress during task						

Student Work Habits - Check the appropriate description

During the task the student:


- Was eager and worked hard to complete the task
- Was willing to attempt the task but needed verbal cues
- Was willing to attempt the task but needed physical guidance
- Was uncooperative or unwilling to attempt the task

Anecdotal Notes:

Student Name: _____

Secondary Rubric

Task Performance Date(s): _____

<p>FMT-101 Nuts and Bolts</p> 	<p>Skilled Displayed Independently</p>	<p>Skill Displayed Consistently with Verbal or Visual Prompts</p>	<p>Skill Displayed Consistently with physical guidance</p>	<p>Skill Displayed Inconsistently with Verbal or Visual Prompts</p>	<p>Skill Displayed Inconsistently with physical guidance</p>	<p>Skill Not Displayed despite prompts and guidance</p>
Distinguishes the two task components from each other						
Uses wrist movement to twist off and loosen the nut from the bolt						
Grips and releases components intentionally						
Twists nut the correct direction to loosen nut						
Recognizes common attributes to sort items						
Uses both hands simultaneously to disassemble the task						
Transfers items to new locations						
Uses sensory input to maintain appropriate proprioceptive feedback						
Self checks personal progress during task						

Student Work Habits - Check the appropriate description


During the task the student:

- Was eager and worked hard to complete the task
- Was willing to attempt the task but needed verbal cues
- Was willing to attempt the task but needed physical guidance
- Was uncooperative or unwilling to attempt the task

Anecdotal Notes:

Student Name: _____

Task Performance Date(s): _____

PIO-403 Bolts and Wing Nuts 	Skilled Displayed Independently	Skill Displayed Consistently with Verbal or Visual Prompts	Skill Displayed Consistently with physical guidance	Skill Displayed Inconsistently with Verbal or Visual Prompts	Skill Displayed Inconsistently with physical guidance	Skill Not Displayed despite prompts and guidance
Distinguishes the two task components from each other						
Uses pincer grasp to grip hardware						
Uses palmer grasp to grip hardware						
Recognizes common attributes- specifically size of bolts						
Recognizes common attributes- specifically size of wing nuts						
Uses problem solving with common attributes to match correct wing nut to bolt by size.						
Uses dexterity of fingers to place wing nuts onto bolts						
Uses wrist movement to thread a wing nut onto a bolt and tighten it						
Uses appropriate palm strength when tightening wing nut						
Grips and releases components intentionally						
Uses sensory input to maintain appropriate proprioceptive feedback						
Self checks personal progress during task						

Student Work Habits - Check the appropriate description


During the task the student:

- Was eager and worked hard to complete the task
- Was willing to attempt the task but needed verbal cues
- Was willing to attempt the task but needed physical guidance
- Was uncooperative or unwilling to attempt the task

Anecdotal Notes:

Student Name: _____

Task Performance Date(s): _____

	Skilled Displayed Independently	Skill Displayed Consistently with Verbal or Visual Prompts	Skill Displayed Consistently with physical guidance	Skill Displayed Inconsistently with Verbal or Visual Prompts	Skill Displayed Inconsistently with physical guidance	Skill Not Displayed despite prompts and guidance
Distinguishes the three task components from each other						
Uses hand-eye coordination to thread a wooden ball onto a bolt						
Uses dexterity of fingers to place nut onto bolt						
Uses wrist movement to twist and tighten the nut onto the bolt						
Grips and releases components intentionally						
Uses appropriate strength when tightening nut						
Uses both hands simultaneously to assemble the task						
Transfers items to new locations						
Uses sensory input to maintain appropriate proprioceptive feedback						
Self checks personal progress during task						

Student Work Habits - Check the appropriate description

During the task the student:


- Was eager and worked hard to complete the task
- Was willing to attempt the task but needed verbal cues
- Was willing to attempt the task but needed physical guidance
- Was uncooperative or unwilling to attempt the task

Anecdotal Notes:

Student Name: _____

Secondary Rubric

Task Performance Date(s): _____

<p style="text-align: center;">FMT-105 Balls Bolts</p> 	Skilled Displayed Independently	Skill Displayed Consistently with Verbal or Visual Prompts	Skill Displayed Consistently with physical guidance	Skill Displayed Inconsistently with Verbal or Visual Prompts	Skill Displayed Inconsistently with physical guidance	Skill Not Displayed despite prompts and guidance
Distinguishes the three task components from each other						
Uses wrist movement to twist off and loosen the nut from the bolt						
Uses hand-eye coordination to remove the wooden ball from the bolt						
Twists nut the correct direction to loosen nut						
Recognizes common attributes to sort items						
Uses both hands simultaneously to disassemble the task						
Grips and releases components intentionally						
Transfers items to new locations						
Uses sensory input to maintain appropriate proprioceptive feedback						
Self checks personal progress during task						

Student Work Habits - Check the appropriate description


During the task the student:

- Was eager and worked hard to complete the task
- Was willing to attempt the task but needed verbal cues
- Was willing to attempt the task but needed physical guidance
- Was uncooperative or unwilling to attempt the task

Anecdotal Notes:

Student Name: _____

Task Performance Date(s): _____

<p style="text-align: center;">FMT-202 C-Clamps</p> 	<p style="text-align: center;">Skilled Displayed Independently</p>	<p style="text-align: center;">Skill Displayed Consistently with Verbal or Visual Prompts</p>	<p style="text-align: center;">Skill Displayed Consistently with physical guidance</p>	<p style="text-align: center;">Skill Displayed Inconsistently with Verbal or Visual Prompts</p>	<p style="text-align: center;">Skill Displayed Inconsistently with physical guidance</p>	<p style="text-align: center;">Skill Not Displayed despite prompts and guidance</p>
Distinguishes the two task components from each other						
Recognizes different sizes of clamps and blocks						
Uses common attributes-specifically size-when pairing together clamps and blocks						
Uses dexterity of fingers to place block into clamp						
Uses wrist movement to thread the clamp closed and tighten it						
Grips and releases components intentionally						
Uses appropriate palm strength when tightening clamp						
Uses both hands simultaneously to assemble the task						
Transfers items to new locations						
Uses sensory input to maintain appropriate proprioceptive feedback						
Self checks personal progress during task						

Student Work Habits - Check the appropriate description

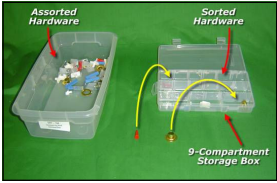
During the task the student:

- Was eager and worked hard to complete the task
- Was willing to attempt the task but needed verbal cues
- Was willing to attempt the task but needed physical guidance
- Was uncooperative or unwilling to attempt the task

Anecdotal Notes:

Student Name: _____

Task Performance Date(s): _____

<p>SRT-104 Hardware Pieces</p> 	<p>Skilled Displayed Independently</p>	<p>Skill Displayed Consistently with Verbal or Visual Prompts</p>	<p>Skill Displayed Consistently with physical guidance</p>	<p>Skill Displayed Inconsistently with Verbal or Visual Prompts</p>	<p>Skill Displayed Inconsistently with physical guidance</p>	<p>Skill Not Displayed despite prompts and guidance</p>
Distinguishes the task components from each other						
Uses pincer grasp to grip pieces						
Uses palmer grasp to grip pieces						
Recognizes common attributes to group items						
Uses hand-eye coordination, finger dexterity, and wrist movement to place pieces into small compartments						
Grips and releases components intentionally						
Uses both hands simultaneously to sort the task						
Transfers items to new locations						
Uses sensory input to maintain appropriate proprioceptive feedback						
Self checks personal progress during task						

Student Work Habits - Check the appropriate description
During the task the student:

- Was eager and worked hard to complete the task
- Was willing to attempt the task but needed verbal cues
- Was willing to attempt the task but needed physical guidance
- Was uncooperative or unwilling to attempt the task

Anecdotal Notes:

Student Name: _____

Task Performance Date(s): _____

<p>ASM-210 Multi-Screwdriver</p> 	<p>Skilled Displayed Independently</p>	<p>Skill Displayed Consistently with Verbal or Visual Prompts</p>	<p>Skill Displayed Consistently with physical guidance</p>	<p>Skill Displayed Inconsistently with Verbal or Visual Prompts</p>	<p>Skill Displayed Inconsistently with physical guidance</p>	<p>Skill Not Displayed despite prompts and guidance</p>
Distinguishes the four major task components from each other						
Uses Assembly Jig to follow directions in a sequential order						
Recognizes component details necessary to complete task						
Grips and releases components intentionally						
Uses wrist movement to twist on screwdriver end						
Uses appropriate palm strength when assembling the task						
Uses finger dexterity when places small parts into holes						
Uses both hands simultaneously to assemble the task						
Transfers items to new locations						
Uses sensory input to maintain appropriate proprioceptive feedback						
Self checks personal progress during assembly task						

Student Work Habits - Check the appropriate description

During the task the student:


- Was eager and worked hard to complete the task
- Was willing to attempt the task but needed verbal cues
- Was willing to attempt the task but needed physical guidance
- Was uncooperative or unwilling to attempt the task

Anecdotal Notes:

Student Name: _____

Secondary Rubric

Task Performance Date(s): _____

ASM-210 Multi-Screwdriver 	Skilled Displayed Independently	Skill Displayed Consistently with Verbal or Visual Prompts	Skill Displayed Consistently with physical guidance	Skill Displayed Inconsistently with Verbal or Visual Prompts	Skill Displayed Inconsistently with physical guidance	Skill Not Displayed despite prompts and guidance
Distinguishes the four major task components from each other						
Uses finger dexterity when removing small parts from holes						
Uses wrist movement to twist off screwdriver end						
Uses appropriate palm strength when disassembling the task						
Recognizes common attributes to sort items						
Grips and releases components intentionally						
Uses both hands simultaneously to disassemble the task						
Transfers items to new locations						
Uses sensory input to maintain appropriate proprioceptive feedback						
Self checks personal progress during task						

Student Work Habits - Check the appropriate description


During the task the student:

- Was eager and worked hard to complete the task
- Was willing to attempt the task but needed verbal cues
- Was willing to attempt the task but needed physical guidance
- Was uncooperative or unwilling to attempt the task

Anecdotal Notes:

Student Name: _____

Task Performance Date(s): _____

ASM-404 Nuts, Washers, and Bolts 	Skilled Displayed Independently	Skill Displayed Consistently with Verbal or Visual Prompts	Skill Displayed Consistently with physical guidance	Skill Displayed Inconsistently with Verbal or Visual Prompts	Skill Displayed Inconsistently with physical guidance	Skill Not Displayed despite prompts and guidance
Distinguishes the three task components from each other						
Uses pincer grasp to grip hardware						
Uses palmer grasp to grip hardware						
Uses pattern card to follow directions to assemble hardware in a sequential order						
Uses dexterity of fingers to place washers onto bolts						
Uses dexterity of fingers to place nuts onto bolts						
Uses wrist movement to thread a nut onto a bolt and tighten it						
Uses appropriate palm strength when tightening nut						
Grips and releases components intentionally						
Uses sensory input to maintain appropriate proprioceptive feedback						
Self checks personal progress during task						

Student Work Habits - Check the appropriate description

During the task the student:


- Was eager and worked hard to complete the task
- Was willing to attempt the task but needed verbal cues
- Was willing to attempt the task but needed physical guidance
- Was uncooperative or unwilling to attempt the task

Anecdotal Notes:

Student Name: _____

Secondary

Task Performance Date(s): _____

ASM-404 Nuts, Washers, and Bolts 	Skilled Displayed Independently	Skill Displayed Consistently with Verbal or Visual Prompts	Skill Displayed Consistently with physical guidance	Skill Displayed Inconsistently with Verbal or Visual Prompts	Skill Displayed Inconsistently with physical guidance	Skill Not Displayed despite prompts and guidance
Distinguishes the three task components from each other (nuts, washers, and						
Uses pincer grasp to grip hardware						
Uses wrist movement to twist off and loosen the nut from the bolt						
Twists nut the correct direction to loosen nut						
Uses dexterity of fingers to remove washers from bolts						
Grips and releases components intentionally						
Recognizes common attributes to sort items						
Uses both hands simultaneously to disassemble the task						
Transfers items to new locations						
Uses sensory input to maintain appropriate proprioceptive feedback						
Self checks personal progress during task						

Student Work Habits - Check the appropriate description


During the task the student:

- Was eager and worked hard to complete the task
- Was willing to attempt the task but needed verbal cues
- Was willing to attempt the task but needed physical guidance
- Was uncooperative or unwilling to attempt the task

Anecdotal Notes:

Student Name: _____

Task Performance Date(s): _____

PIO-410 Carabineer Rings 	Skilled Displayed Independently	Skill Displayed Consistently with Verbal or Visual Prompts	Skill Displayed Consistently with physical guidance	Skill Displayed Inconsistently with Verbal or Visual Prompts	Skill Displayed Inconsistently with physical guidance	Skill Not Displayed despite prompts and guidance
Distinguishes the two task components from each other						
Recognizes and identifies different colors of rings by name						
Uses pincer grasp to grip rings						
Uses palmer grasp to grip rings						
Uses color cues to match ring to the pattern						
Uses dexterity and strength of fingers to clip rings on to each other						
Grips and releases components intentionally						
Uses both hands simultaneously to assemble the task						
Transfers items to new locations						
Uses sensory input to maintain appropriate proprioceptive feedback						
Self checks personal progress during task						

Student Work Habits - Check the appropriate description


During the task the student:

- Was eager and worked hard to complete the task
- Was willing to attempt the task but needed verbal cues
- Was willing to attempt the task but needed physical guidance
- Was uncooperative or unwilling to attempt the task

Anecdotal Notes:

Student Name: _____

Task Performance Date(s): _____

<p>FMT-309 Meganuts</p> 	<p>Skilled Displayed Independently</p>	<p>Skill Displayed Consistently with Verbal or Visual Prompts</p>	<p>Skill Displayed Consistently with physical guidance</p>	<p>Skill Displayed Inconsistently with Verbal or Visual Prompts</p>	<p>Skill Displayed Inconsistently with physical guidance</p>	<p>Skill Not Displayed despite prompts and guidance</p>
Distinguishes the two task components from each other						
Recognizes different sizes of bolts and nuts						
Uses dexterity of fingers to place nuts onto bolts						
Uses wrist movement to thread a nut onto a bolt and tighten it						
Grips and releases components intentionally						
Uses appropriate palm strength when tightening nut						
Uses both hands simultaneously to assemble the task						
Transfers items to new locations						
Uses sensory input to maintain appropriate proprioceptive feedback						
Self checks personal progress during task						

Student Work Habits - Check the appropriate description

During the task the student:


- Was eager and worked hard to complete the task
- Was willing to attempt the task but needed verbal cues
- Was willing to attempt the task but needed physical guidance
- Was uncooperative or unwilling to attempt the task

Anecdotal Notes:

Student Name: _____

Task Performance Date(s): _____

Secondary Rubric

FMT-309 Meganuts 	Skilled Displayed Independently	Skill Displayed Consistently with Verbal or Visual Prompts	Skill Displayed Consistently with physical guidance	Skill Displayed Inconsistently with Verbal or Visual Prompts	Skill Displayed Inconsistently with physical guidance	Skill Not Displayed despite prompts and guidance
Distinguishes the two task components from each other						
Recognizes different sizes of bolts and nuts						
Uses wrist movement to remove a nut from a bolt						
Twists the nut the correct direct to loosen it						
Grips and releases components intentionally						
Uses appropriate palm and finger strength when loosening nut						
Uses both hands simultaneously to disassemble the task						
Transfers items to new locations						
Uses sensory input to maintain appropriate proprioceptive feedback						
Self checks personal progress during task						

Student Work Habits - Check the appropriate description


During the task the student:

- Was eager and worked hard to complete the task
- Was willing to attempt the task but needed verbal cues
- Was willing to attempt the task but needed physical guidance
- Was uncooperative or unwilling to attempt the task

Anecdotal Notes:

Student Name: _____

Task Performance Date(s): _____

<p>FMT-302 Threaded Rod</p> 	<p>Skilled Displayed Independently</p>	<p>Skill Displayed Consistently with Verbal or Visual Prompts</p>	<p>Skill Displayed Consistently with physical guidance</p>	<p>Skill Displayed Inconsistently with Verbal or Visual Prompts</p>	<p>Skill Displayed Inconsistently with physical guidance</p>	<p>Skill Not Displayed despite prompts and guidance</p>
Distinguishes the two task components from each other						
Maintains hand strength needed to hold the wrench						
Locates moveable nut on threaded rod						
Recognizes appropriate end of wrench to use to move the nut						
Uses hand and wrist movement to move the nut from one end of the rod to the other						
Grips and releases components intentionally						
Uses both hands simultaneously to complete the task						
Transfers items to new locations						
Uses sensory input to maintain appropriate proprioceptive feedback						
Self checks personal progress during task						

Student Work Habits - Check the appropriate description
During the task the student:

- Was eager and worked hard to complete the task
- Was willing to attempt the task but needed verbal cues
- Was willing to attempt the task but needed physical guidance
- Was uncooperative or unwilling to attempt the task

Anecdotal Notes:
